

# **FIVE STAR**

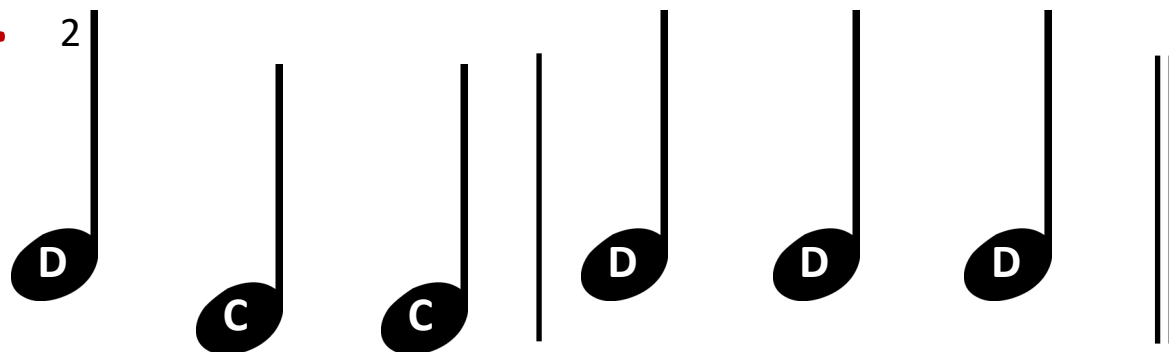
## **Music Reading Exercises**

### **Book A**



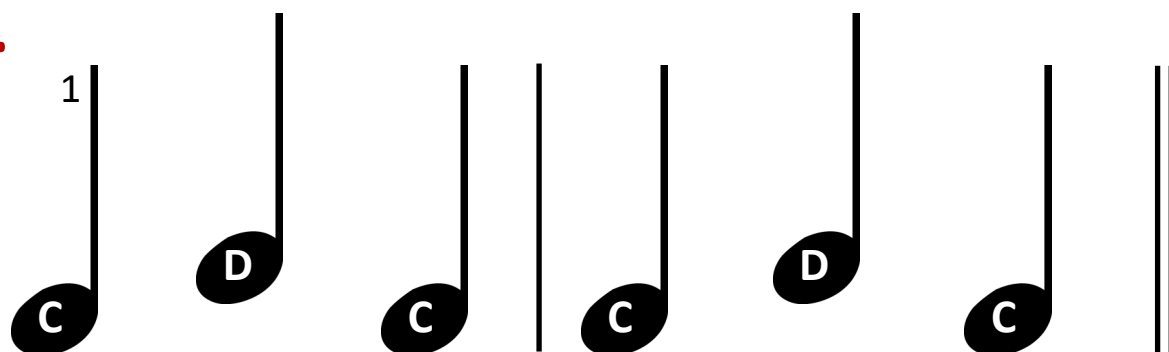
## Exercise 1

**R.H.**



## Exercise 2

**R.H.**



### Five Star Challenge



Point to each note  
and rest and count  
aloud



Clap and say the note  
names and counts  
(eg C, 2, D, 2, C, C)



Play and say the note  
names and counts



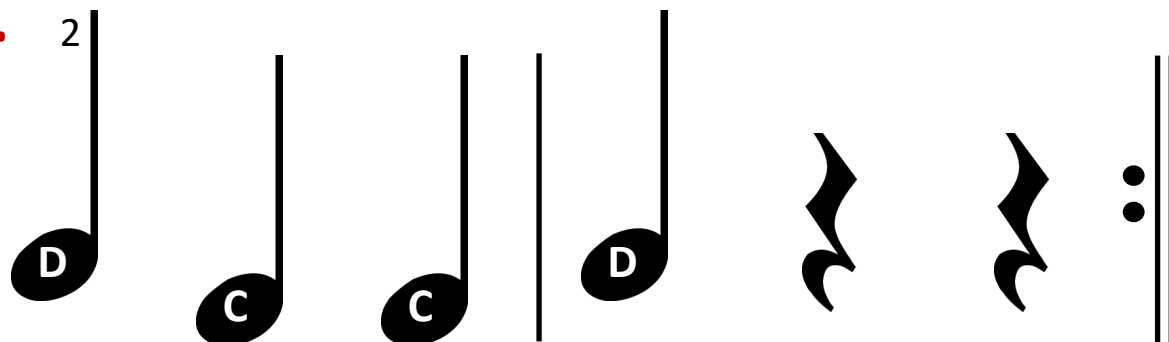
Play without looking at  
down at your hands



Play evenly without  
any pauses

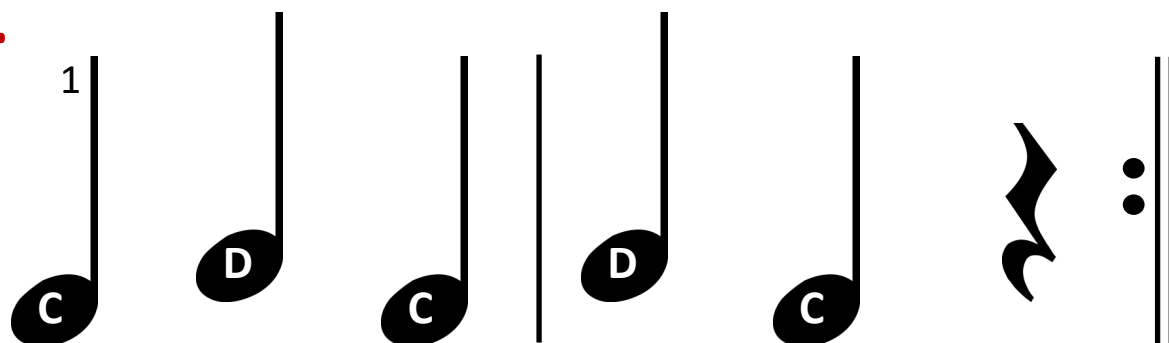
## Exercise 1

**R.H.**



## Exercise 2

**R.H.**



### Five Star Challenge



Point to each note  
and rest and count  
aloud



Clap and say the note  
names and counts  
(eg C, 2, D, 2, C, C)



Play and say the note  
names and counts



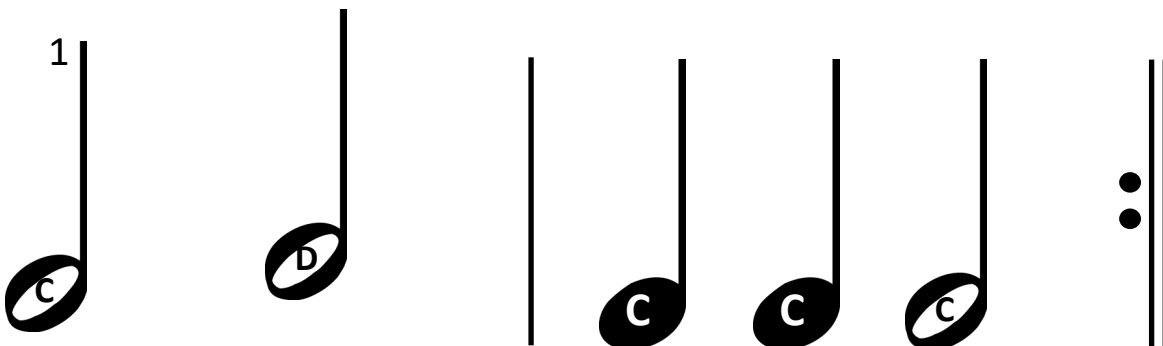
Play without looking at  
down at your hands



Play evenly without  
any pauses

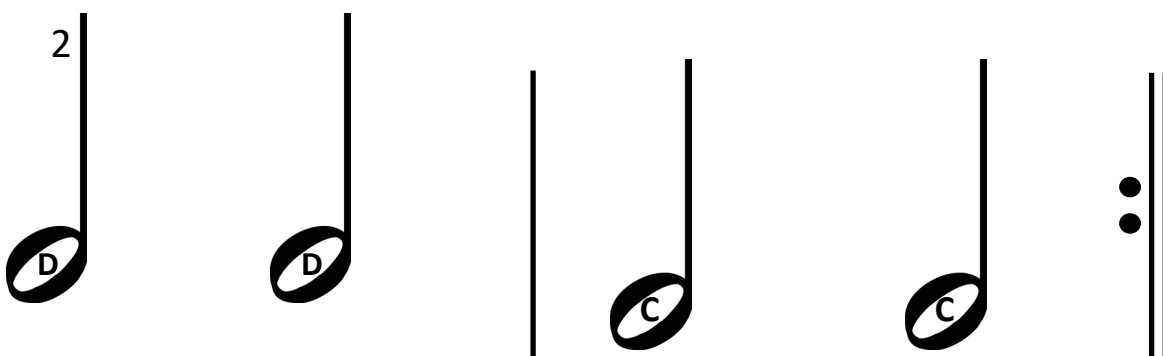
## Exercise 1

**R.H.**



## Exercise 2

**R.H.**



### Five Star Challenge



Point to each note  
and rest and count  
aloud



Clap and say the note  
names and counts  
(eg C, 2, D, 2, C, C)



Play and say the note  
names and counts



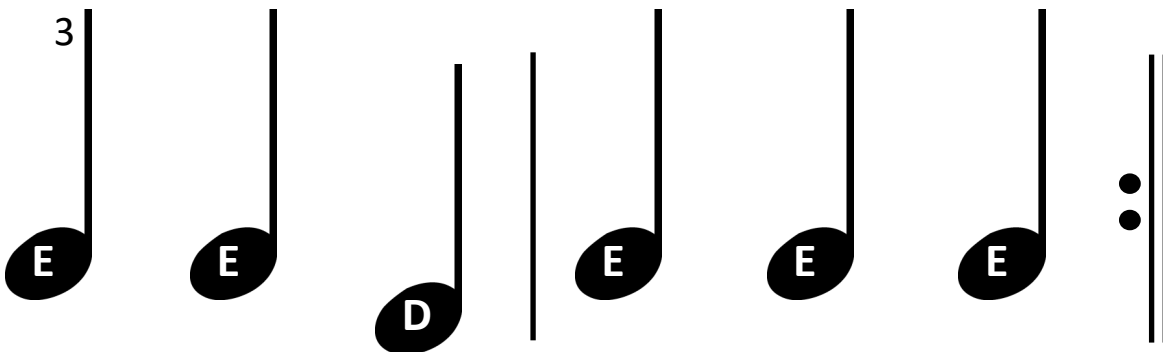
Play without looking at  
down at your hands



Play evenly without  
any pauses

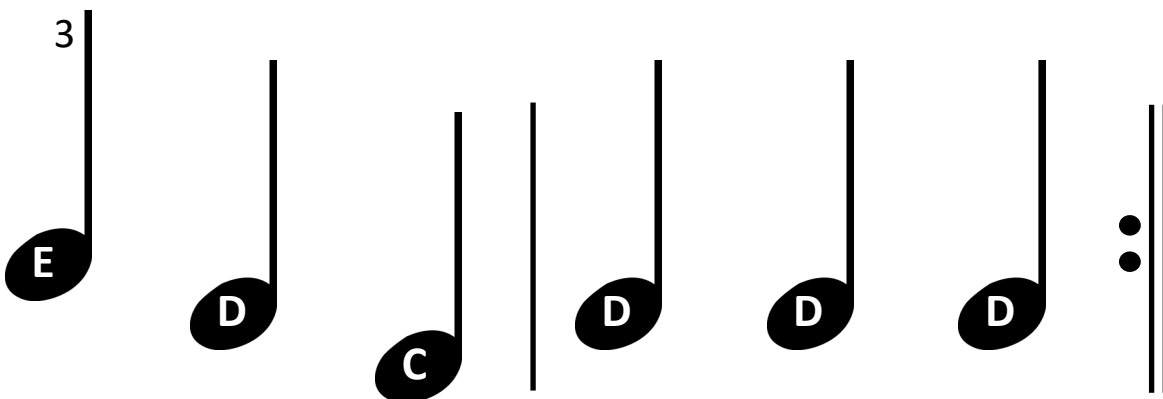
## Exercise 1

**R.H.**



## Exercise 2

**R.H.**



### Five Star Challenge



Point to each note  
and rest and count  
aloud



Clap and say the note  
names and counts  
(eg C, 2, D, 2, C, C)



Play and say the note  
names and counts



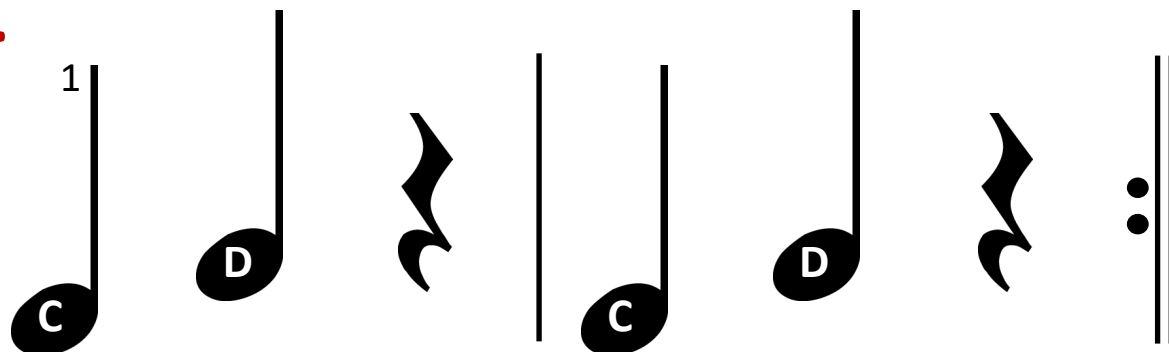
Play without looking at  
down at your hands



Play evenly without  
any pauses

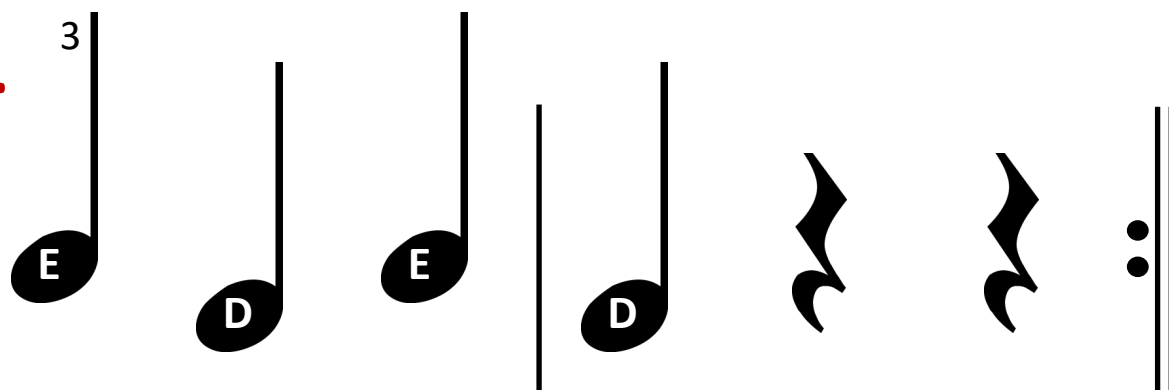
## Exercise 1

**R.H.**



## Exercise 2

**R.H.**



### Five Star Challenge



Point to each note  
and rest and count  
aloud



Clap and say the note  
names and counts  
(eg C, 2, D, 2, C, C)



Play and say the note  
names and counts




Play without looking at  
down at your hands



Play evenly without  
any pauses


## Exercise 1

**R.H.**



## Exercise 2

**R.H.**



## Five Star Challenge



Point to each note  
and rest and count  
aloud



Clap and say the note  
names and counts  
(eg C, 2, D, 2, C, C)



Play and say the note  
names and counts



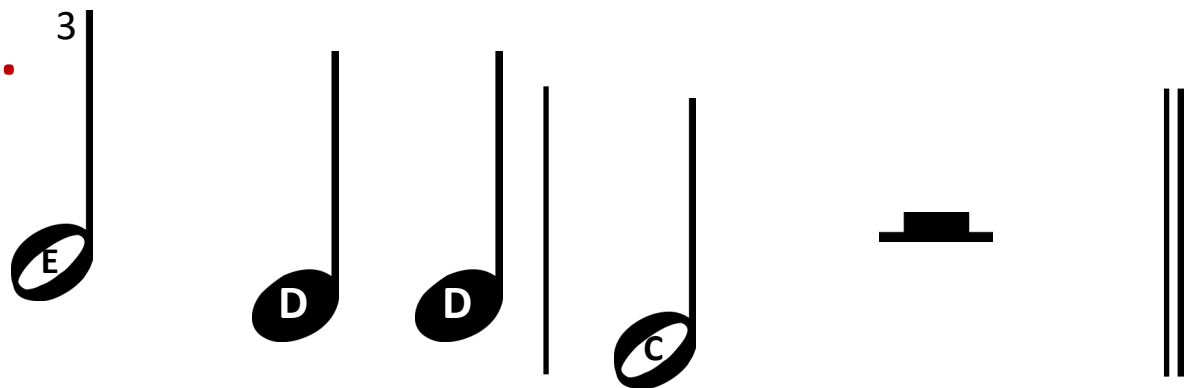
Play without looking at  
down at your hands



Play evenly without  
any pauses

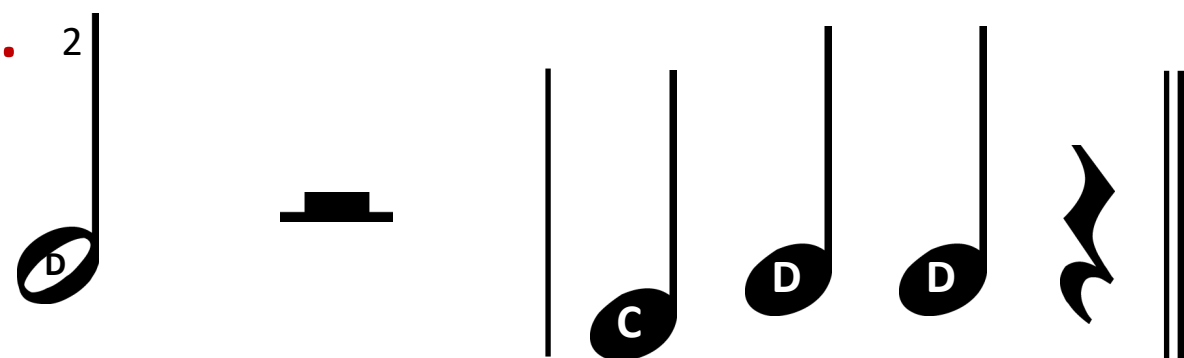
## Exercise 1

**R.H.**



## Exercise 2

**R.H.**



### Five Star Challenge



Point to each note  
and rest and count  
aloud



Clap and say the note  
names and counts  
(eg C, 2, D, 2, C, C)



Play and say the note  
names and counts



Play without looking at  
down at your hands

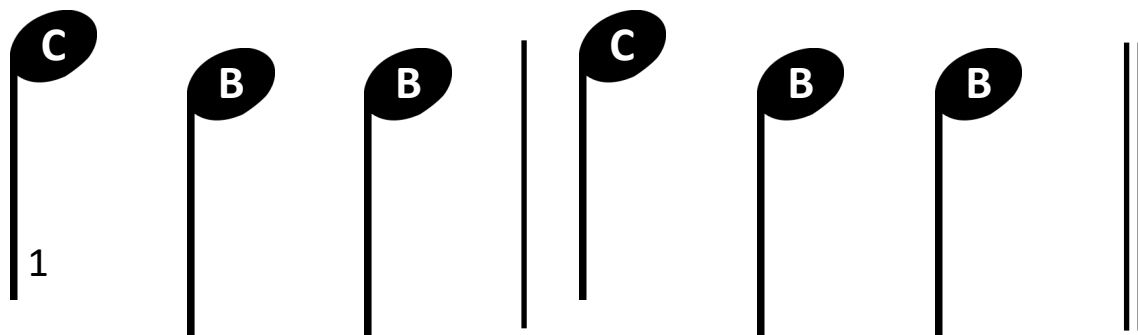


Play evenly without  
any pauses



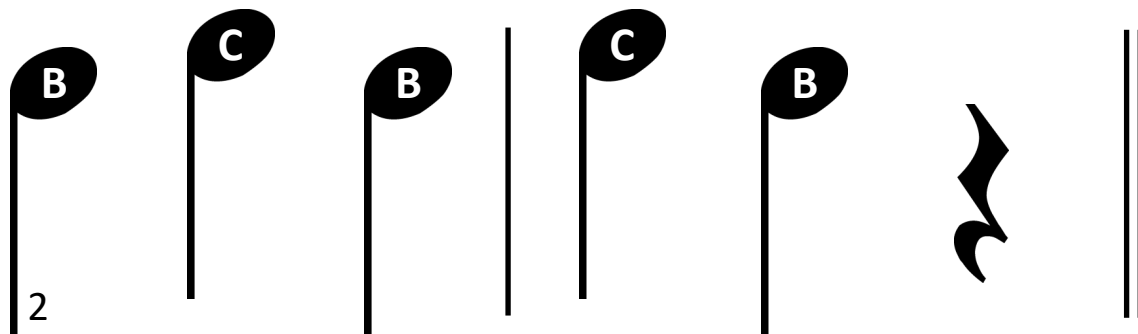
## Exercise 1

L.H.



## Exercise 2

L.H.



### Five Star Challenge



Point to each note  
and rest and count  
aloud



Clap and say the note  
names and counts  
(eg C, 2, D, 2, C, C)



Play and say the note  
names and counts



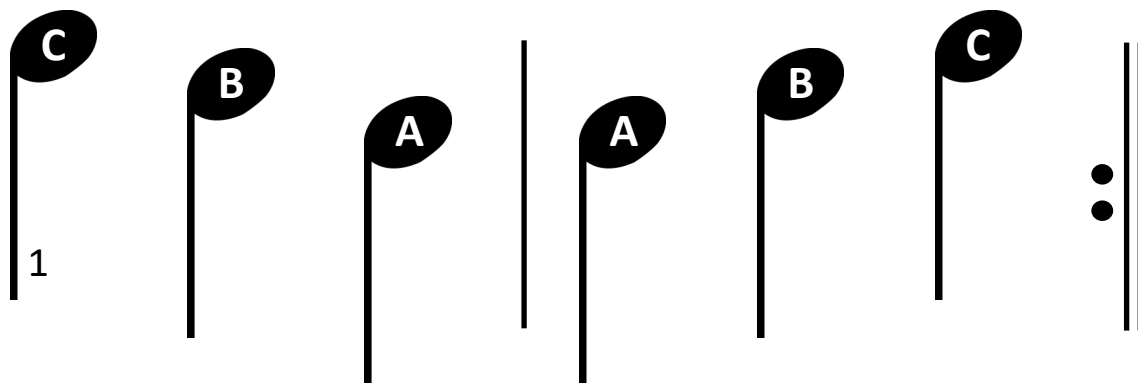
Play without looking at  
down at your hands



Play evenly without  
any pauses

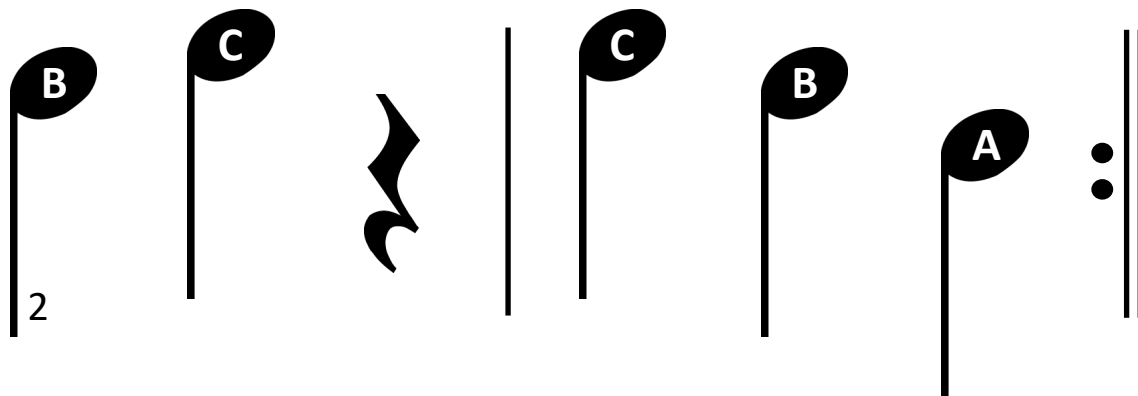
## Exercise 1

L.H.



## Exercise 2

L.H.



### Five Star Challenge



Point to each note  
and rest and count  
aloud



Clap and say the note  
names and counts  
(eg C, 2, D, 2, C, C)



Play and say the note  
names and counts



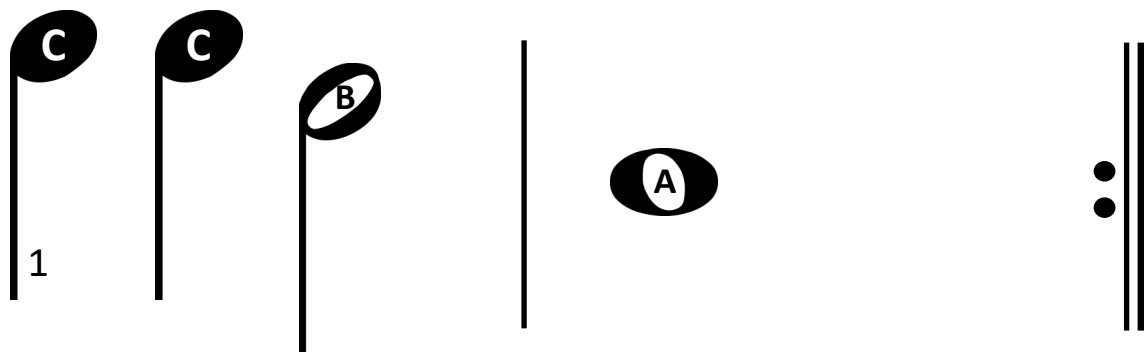
Play without looking at  
down at your hands



Play evenly without  
any pauses

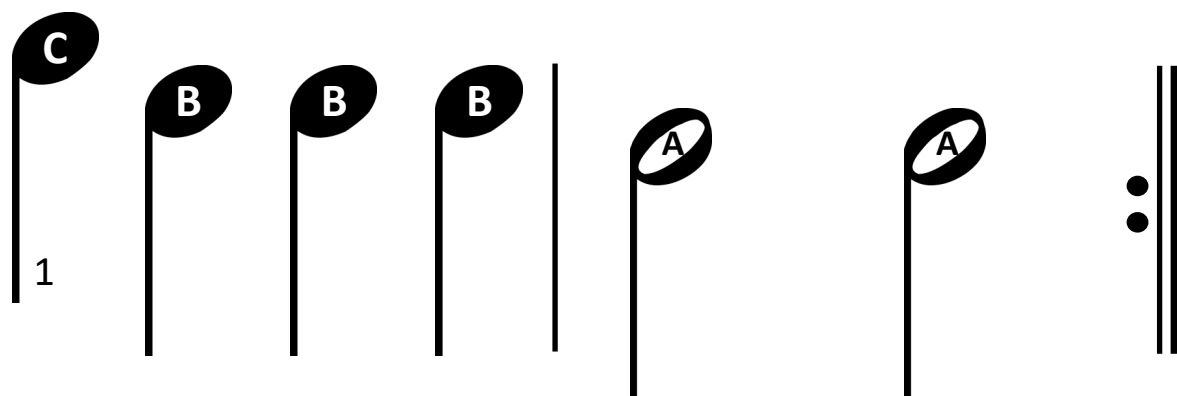
## Exercise 1

L.H.



## Exercise 2

L.H.



### Five Star Challenge



Point to each note  
and rest and count  
aloud



Clap and say the note  
names and counts  
(eg C, 2, D, 2, C, C)



Play and say the note  
names and counts



Play without looking at  
down at your hands



Play evenly without  
any pauses

## Exercise 1

L.H.



3



## Exercise 2

L.H.



3



### Five Star Challenge



Point to each note  
and rest and count  
aloud



Clap and say the note  
names and counts  
(eg C, 2, D, 2, C, C)



Play and say the note  
names and counts



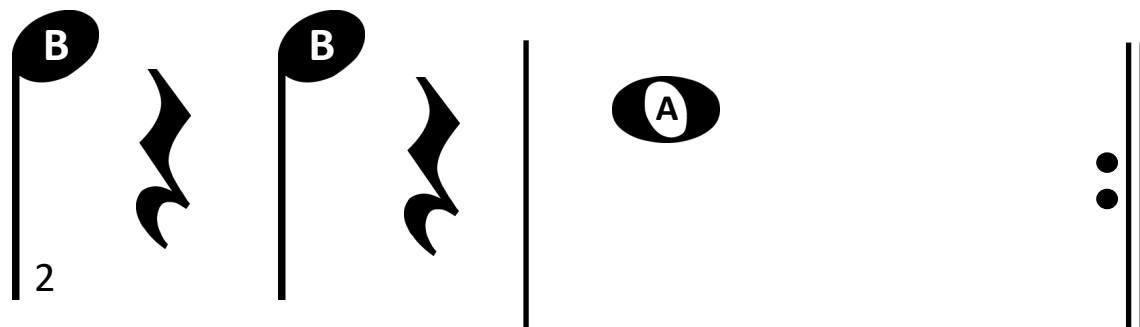
Play without looking at  
down at your hands



Play evenly without  
any pauses

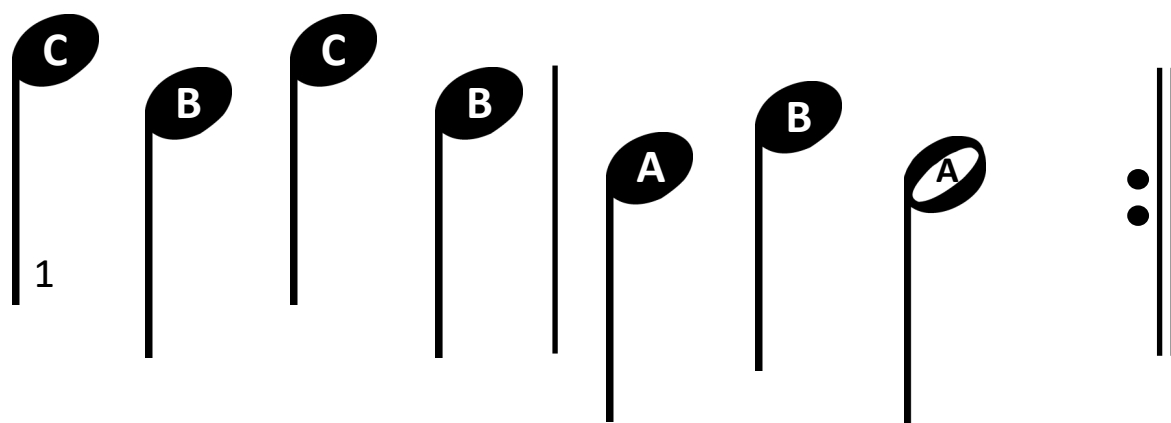
## Exercise 1

L.H.



## Exercise 2

L.H.



### Five Star Challenge



Point to each note  
and rest and count  
aloud



Clap and say the note  
names and counts  
(eg C, 2, D, 2, C, C)



Play and say the note  
names and counts



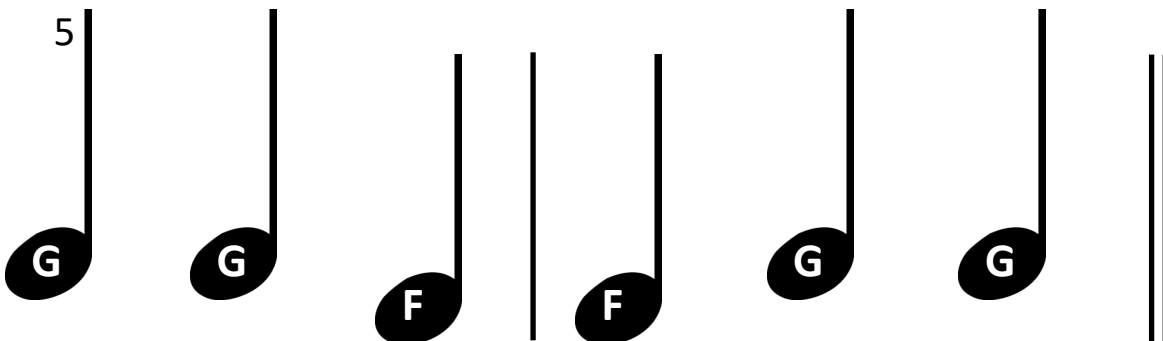
Play without looking at  
down at your hands



Play evenly without  
any pauses

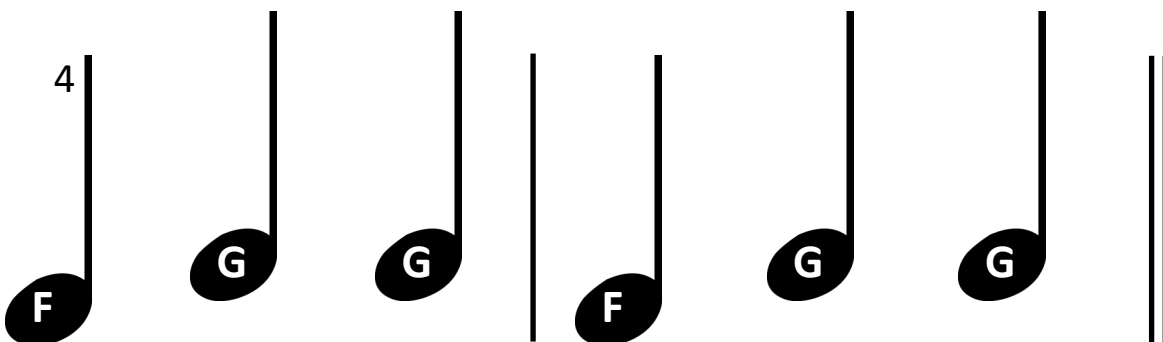
## Exercise 1

**R.H.**



## Exercise 2

**R.H.**



### Five Star Challenge



Point to each note  
and rest and count  
aloud



Clap and say the note  
names and counts  
(eg C, 2, D, 2, C, C)



Play and say the note  
names and counts



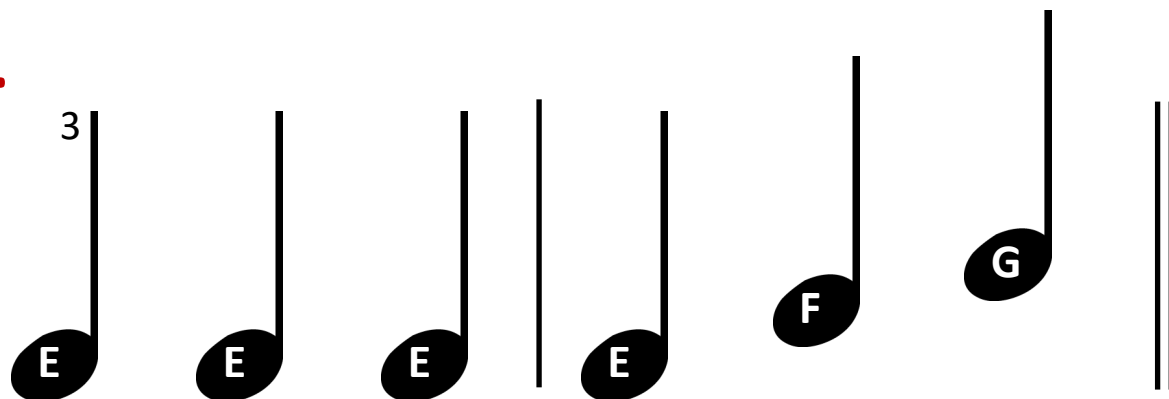
Play without looking at  
down at your hands



Play evenly without  
any pauses

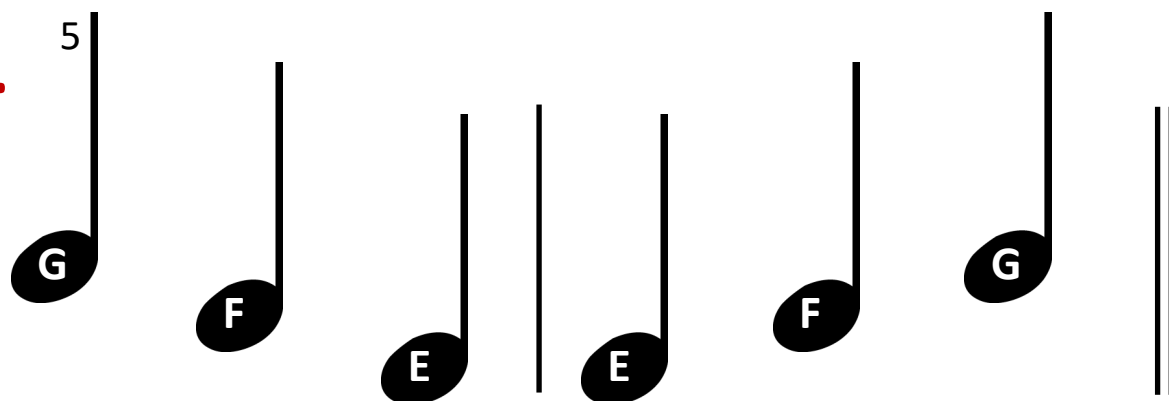
## Exercise 1

**R.H.**



## Exercise 2

**R.H.**



### Five Star Challenge



Point to each note  
and rest and count  
aloud



Clap and say the note  
names and counts  
(eg C, 2, D, 2, C, C)



Play and say the note  
names and counts



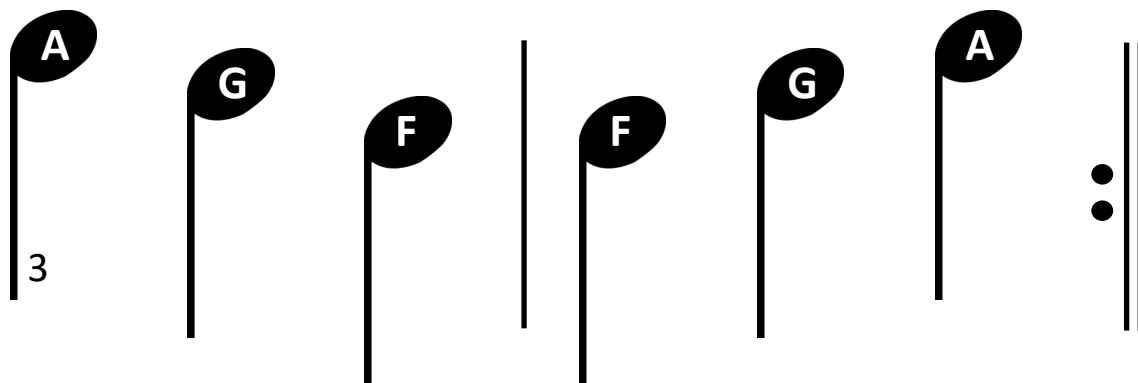
Play without looking at  
down at your hands



Play evenly without  
any pauses

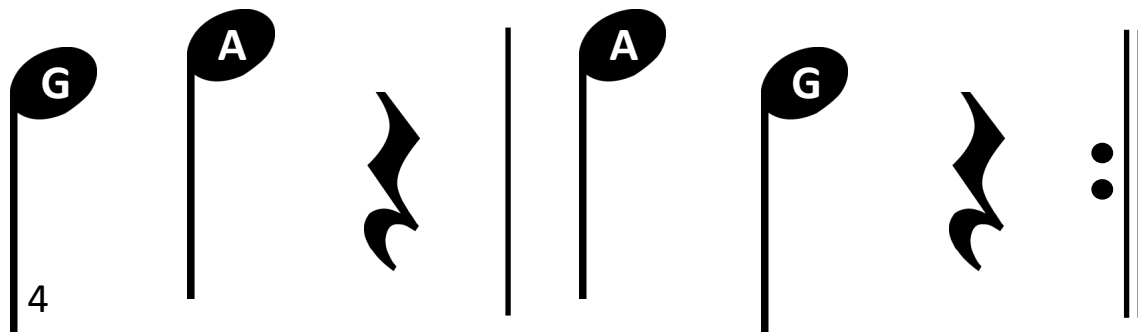
## Exercise 1

L.H.



## Exercise 2

L.H.



### Five Star Challenge



Point to each note  
and rest and count  
aloud



Clap and say the note  
names and counts  
(eg C, 2, D, 2, C, C)



Play and say the note  
names and counts



Play without looking at  
down at your hands



Play evenly without  
any pauses