

IZZY'S INTERVALS



© 2019 www.piano-together.com

Intervallic Reading Exercises

- *These cards cover the intervals: 2nds, 3rds, 4ths and 5ths*
- *There are 2 separate exercises on each page. You can cut them in two along the dotted line so the student can focus on a single exercise at a time*
- *A partial-staff is purposely used so that the student can focus on the interval without trying to “work out” what the staff note is.*
- *The student should find any piano key with the name of the first note and place the correct finger on that key*
- *Then play though the notes following the intervals.*

2NDS



1

A

© 2019 www.piano-together.com

2NDS

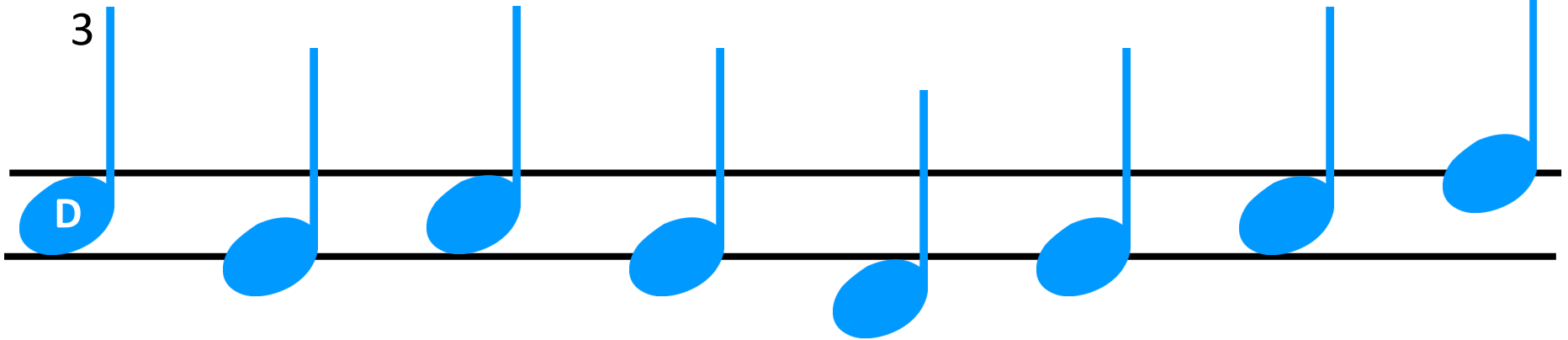


2

C

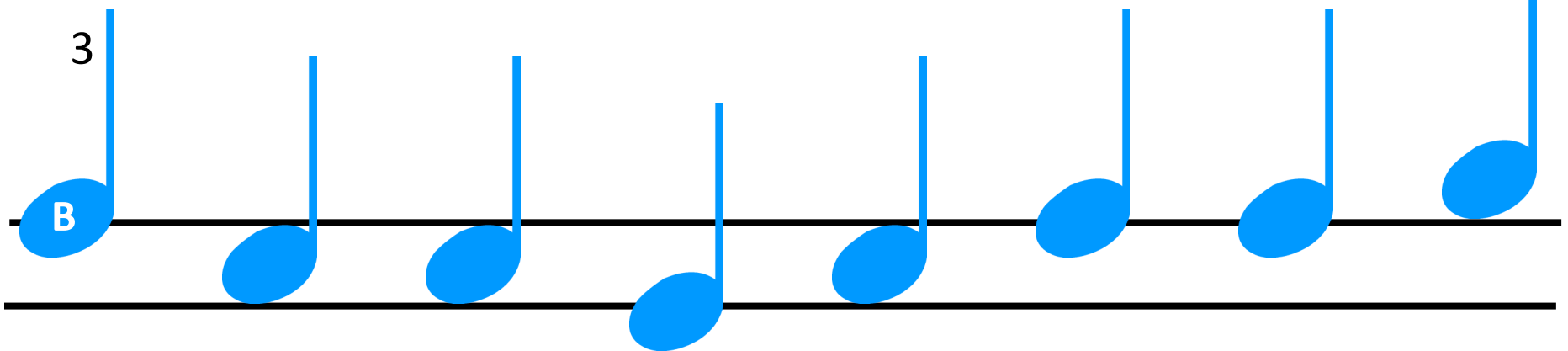
© 2019 www.piano-together.com

2NDS



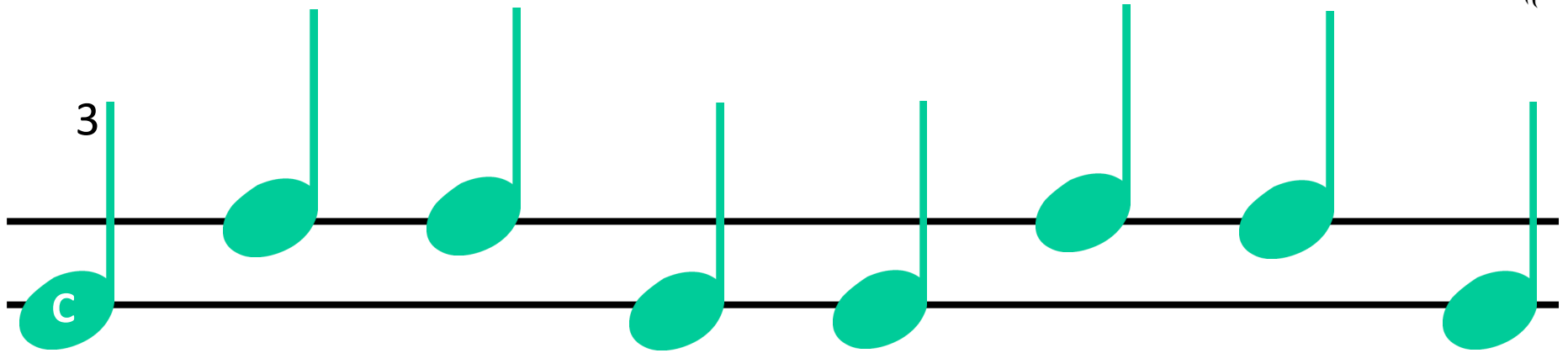
© 2019 www.piano-together.com

2NDS



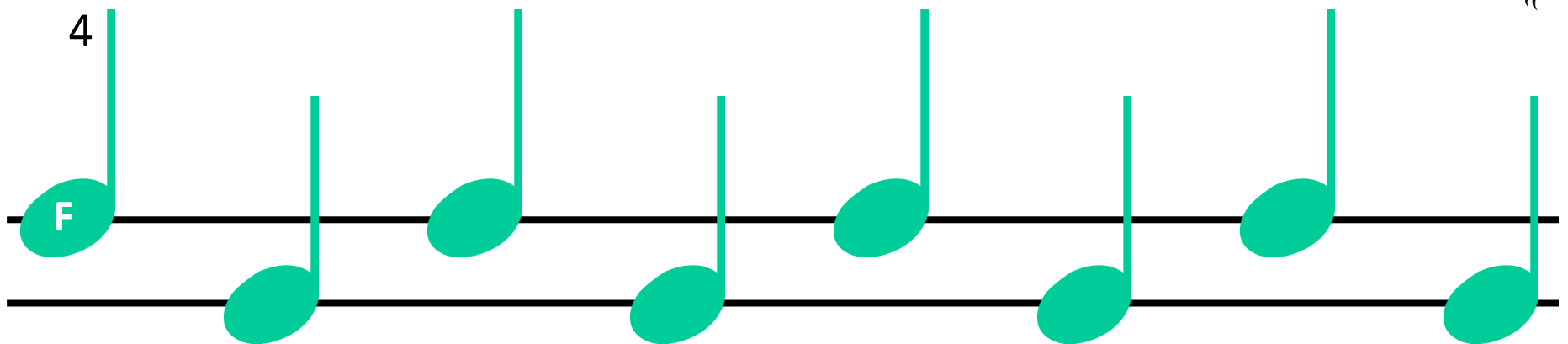
© 2019 www.piano-together.com

3RDS




© 2019 www.piano-together.com

3RDS




© 2019 www.piano-together.com

3RDS



© 2019 www.piano-together.com

3RDS



© 2019 www.piano-together.com

2NDS & 3RDS



1

E

© 2019 www.piano-together.com

2NDS & 3RDS



2

G

© 2019 www.piano-together.com

2NDS & 3RDS



2

© 2019 www.piano-together.com

2NDS & 3RDS



3

© 2019 www.piano-together.com

4THS



1

A

© 2019 www.piano-together.com

4THS



4

E

© 2019 www.piano-together.com

4THS



2

C

© 2019 www.piano-together.com

4THS



5

G

© 2019 www.piano-together.com

5THS & 2NDS



1

D

© 2019 www.piano-together.com

5THS & 2NDS



5

G

© 2019 www.piano-together.com

5THS & 2NDS




1

C

© 2019 www.piano-together.com

5THS, 4THS, 3RDS, 2NDS



2

F

© 2019 www.piano-together.com